

PROP

PLANE

WASH



Vol. 179

May 1990

OFFICERS OF THE S.T.A.R.S. CLUB

PRESIDENT - DAN WILLIAMS
652-7740

VICE-PRESIDENT - ED DANN
682-7584

SECRETARY - BOB PRUGGER
437-3946

TREASURER - MICHAEL GRAHAM
635-6840



STARS MEMBERS

STARS MEETING
May 9, 1990

Time: 7pm Place: Town of Schroepfel
Offices Program: Ground Checking
that new airplane...EVERYONE WELCOME!



WELCOME NEW SR. MEMBERS

Bob Elkovitch
James Mirra
John Papini



"The Big Event"

1990 STARS FLIGHT TRAINING PROGRAM

Every Wednesday...starting May 9th

May 9th - Model safety check...7pm at Town of Schroepfel Offices
Route 57A, Phoenix, NY

May 16th - Test Flight & Beginning lessons...7pm at STARS field
Will get assigned an instructor

Anyone interested should contact Lon Sauter (695-2448) to sign-up
for lessons. You don't have to be a STARS member to participate.

THE PLANE PROP WASH IS THE OFFICIAL NEWSLETTER OF THE STARS CLUB; & AS SUCH, ALL PROCEEDS FROM ADVERTISEMENTS, SUBSCRIPTIONS, ETC. GO TO FURTHER ENHANCE THE TREASURY OF THE STARS CLUB. THE PURPOSE OF THE PLANE PROP WASH IS TO KEEP THE MODELERS OF THE STARS CLUB & SUBSCRIBERS AWARE OF HAPPENINGS WHICH INFLUENCE OUR HOBBY. THERE IS NO INTENT TO SHOW FAVORITISM TOWARD ANY CLUB, HOBBY SHOP OR INDIVIDUAL. WE HOPE YOU ENJOY OUR NEWSLETTER.

EXTRA!

DID YOU SEE MARK MOZO'S NEW ULTRA SPORT 40? THE ALUMINUM, BLACK, & RED PLANE IS SPORTING RETRACTS WITH SEQUENCING DOORS - A WORK OF ART! HE EVEN HAS A "BARBIE" PILOT THAT PIVOTS IN THE COCKPIT (wonder if the kids know about that). MARK IS TO BE CONGRATULATED ON THE FINE BUILDING JOB....UP, UP, AND AWAY!





Minutes of 4-11-90 meeting

14 members, 2 guests plus several members from the Volatairs Club were present. Meeting was called to order by President **Dan Williams** at 7:03pm. Minutes of previous meeting were approved. Treasurers report was given by **Mike Graham** & approved. We voted in & welcomed new members Bob Elkovitch, James Mirra & John Papini to our club.

Association Report: **Phil Morgan** mentioned that Association will be accepting nomination for officers at the next meeting of same. It might be noted that any member may attend Association meetings.

AMA Report: Lon pointed out that the latest in AMA frequency information was supplied with the April issue of the Prop Wash.

Pylon Racing: **Dan Williams** received info from N.E.P.R.O. regarding their rules & regulations, etc. Glenn Cady made a motion we join this organization & the \$15 dues be taken from our treasury. **Phil Morgan** seconded the motion. Unanimous decision.

Old Business: Lon brought some copies of Flight Instructions for our training program (see minutes of 2-14-90 meeting). New modelers may bring their models to our May 9th meeting for a complete ground check. These people may also come to our flying field on May 16 for their first flying lesson. Lon will check into cost of pins for new flyers passing flight test.

New Business: **Dan Williams** discussed safe flying at our field. Grass needs mowing but is very wet right now. Needs to be rolled. Shed needs paint job. Lon will take care of servicing new mower this year. We will extend mowing at west end of field to provide larger landing area. April 21st will be fix up day at the field, weather permitting. We will need to add more stone to driveway this year. More on this at next meeting. Motion for adjournment was

made & seconded at 7:55pm.
Bob Prugger

P.S. After the meeting some of the Voltairs club members gave a very enlightening presentation on electric flight. Many thanks!

Classifieds

FOR SALE: Great Planes Corbin Baby Ace 1/4 scale plane /Webra .91 & accessories (no radio)...\$300 Rite-man C+ Dot Matrix Printer, New, for Commodore interface...\$150 Stereo Equip - 1. Realistic 5 band equalizer, excellent cond...\$30 2. Stereo Reverb...\$35 Balsa USA J-3 kit complete...\$65 Balsa USA 1/4 scale float kit complete...\$25 Call Jim Stearns at 638-8153 (if no answer, leave message)

FOR SALE: Great Planes Cap21/0s 120FS (never run), Futaba 6FG (CH32-never flown), 2 new S33 servos, Dirty Birdi 60/K&B 61, DeBolt Livewire Jenny kit, Das Little Stik kit, new Cox Tee Dee .049, Tuned pipe adt for Enya 60/0s 60 FSR, Super Tigre tuned pipe, Perry Carb for OS 20, Ace Tachmaster, A-Justo-Jig full house, Miller Sprayer (used once), Ni-Starter, Monokote (1-met. blue, 1-gray, 2-orange)....call Joe Kopeck at 638-1357

FOR SALE: Engines New - OS 15 & OS 25 Used Engines - K&B 40 (2), OS 10, OS 25, OS 35, OS 40 (2), & Fox 10. Contact Bob Elkovitch at (315) 252-3474

SPACE IS AVAILABLE FOR INDIVIDUALS WISHING TO SELL OR TRADE IN EACH ISSUE OF THE NEWSLETTER FOR A NOMINAL FEE OF 50 CENTS PER AD. CONTACT MARGE SAUTER AT 2062 RABBIT LN, PHOENIX, NY 13135.



PREZ SEZ


The field is mowed, rolled and ready to go! Let's get out and use it! It dried out quite a bit over the past week and it's as good as it's ever been, especially considering that it's the first week of May. A special thanks to the guys who came out and helped, and especially John Everson who brought out his big tractor to help cut and roll the runway.

We had a good turnout at the April meeting. John Fleming and his crew put on a very good talk on electric flying for the program, and I think that there may be a couple of new electric pilots in the Club by now. Electric modeling has come a long way; a lot further than I realized. Who knows, maybe we'll all be flying electric some day. By the way, some of you Club members that haven't come to a meeting in a while, you're missing some good programs. So come on out. I've been trying to keep the meetings short.

I owe Bill Orr (president of the OVM Club) an apology. It seems that in my last column, I demoted him involuntarily out of the presidency and promoted Tim Pease. Sorry about that, guys. I'll get the facts straight from now on.

This month, we'll be having the Flight School students as guests at our meeting. They'll be bringing their models for checkout before the flight training begins. There has been a lot of interest in this, so contact Lon Sauter if you're interested in learning how to fly or by helping in instructing. The instruction format has already been laid out, so there should be a minimum of difficulty for those who may not be sure of what or how to teach. We need a lot of help to make this successful, and this is a way of payback for having someone take the time to teach you how to fly. Remember just how difficult it was when you were learning how to fly? Perpetuate the hobby by teaching someone new. It's the only way to keep R/C aircraft modeling alive for the future. Enough for now, I'll see you at the meeting. Also, GET OUT AND FLY!

Dan



Did You Know?

If you happen to run into one of the following Club members: John Everson, **Mike Graham**, John Papini, Bob Prugger, Art Rose, Don Utz, or Bob Wassel, be sure to thank them for all their effort in getting the field in shape for the season. They're the ones who made it as good as it is right now for YOU to enjoy.

RADIO CONTROL MODEL AIRPLANE FLIGHT TRAINING COURSE SPONSORED
by
THE SYRACUSE THUNDERBIRDS AERO RADIO SOCIETY, INC.

The function of this handbook is to provide you with an outline to the basic knowledge and skills that your instructor will teach you at the flying field.

The purpose of this flight training course is not only to teach you to fly, but to teach you to fly safely with the basic understanding of your equipment and its limitations.

This course is designed to provide an organized and progressive series of lessons that will enable you to gain insight and understanding in easy steps, so that by the time you are ready to solo, it will be just another flight in the course, because you will be prepared for it.

HOW LONG IS THE COURSE?

We have 11 lessons which are listed in the handbook. Some students learn to fly radio control airplanes in a short time. Others may take longer, but our objective is to train the student the proper way and the safe way. If you progress and time permits, several lessons may be combined in one flying session.

By the time you finish this course, you will be given the basic knowledge and skills to become a RESPONSIBLE and SAFE flier, who we will be proud of and enjoy as a fellow club member, if you wish to join our club, assuming openings are available.

Our club will have approximately four instructors at each flying session. An instructor will be assigned to you and will, if possible, be your instructor throughout the complete course. If your instructor is not available at any of the sessions, another instructor will take his place.

Attached to this handbook is a log that you will bring to each session. Progress reports will be completed after each session, so that if a different instructor is assigned to you, the new instructor can read the said log and continue your training from the last session. No time will be wasted and no part of the course missed.

THE FOLLOWING ARE NECESSARY ITEMS REQUIRED TO TAKE THE COURSE.

1. You must have an AMA license. You must show the license to your instructor at the time of the first ground session. Your license number will be marked on the log sheet at that time.

2. You must have your own RC MODEL AIRPLANE with transmitter and equipment necessary to start the engine and fly the model (fuel, starting equip, etc.). Your model will be checked by our instructor at the ground session to verify that it is airworthy. Do not be embarrassed or annoyed if the instructor requests that some changes be made on the airplane before the first flight. The changes that are requested are to protect your airplane, so it will be airworthy, as we know that you have put in many hours in building the plane. We want to be sure everything is in good working order before the first flight.

To conclude, if you have taken the time to build your airplane properly and you follow the advice from your instructor, you will become proficient enough to continue on your own and will enjoy this challenging hobby.

There is no greater thrill than seeing the model airplane that you built, flying and knowing that you are at the controls.

LISTEN TO YOUR INSTRUCTOR; TRAIN HARD. GOOD LUCK AND GOOD FLYING.

THE S.T.A.R.S.

LESSON #1: AIRCRAFT FAMILIARIZATION

In this lesson, your instructor will show you how to pre-flight your model and identify any deficiencies that could cause a malfunction (crash) or safety hazard. He will teach you how to start and adjust your engine.

LESSON #2: RADIO AND FIELD PROCEDURES

This lesson will consist of acquainting you with your radio, normal and abnormal operation, interference and conducting a range check. Your instructor will also explain the field facilities for the models and radio along with field procedures and field rules for safe operation and safe flying.

LESSON #3: FLIGHT FAMILIARIZATION

During this lesson your instructor will fly your model to verify its airworthiness and handling qualities. He will then explain the controls and what kind of reactions you can expect from them. He will have you take the controls after the model is trimmed and at a safe altitude to fly. Don't worry about losing control during this flight. That's what the instructor is there for. He will keep you out of trouble. Just relax and get the feel of the controls. If you get nervous, which happens occasionally, tell your instructor and he will take the controls. Remember, all you want to do during this lesson is to get the feel of flying the model.

LESSON #4: FLIGHT MANEUVERS

After you have gotten the feel of flying your model, your instructor will teach you the five basic maneuvers required to get around the sky.

They are:

1. LEVEL FLIGHT
2. BANKED TURNS
3. STRAIGHT CLIMBS
4. CLIMBING TURNS
5. GLIDING

Your instructor will also explain disorientation. This is a problem that everyone experiences sooner or later in flying models. Basically, disorientation occurs when the model does something your senses don't anticipate. For example, when the model is coming toward you and you start a left turn, the model will turn not to the left, but it will go right. RESULT-Disorientation. Experience will teach you how to respond to this problem. Your instructor will help you.

LESSON #5: ACCURACY MANEUVERS

Now that you can fly around and do basic maneuvers, it's time to start learning how to control your model so that it will do exactly what you want it to do. Again, you will be working with the five basic maneuvers, but now any old turns will have to be a turn of 90 or 180 degrees and you will have to maintain altitude during the turns. The whole idea of this lesson is to develop your skill and ability as a flier.

LESSON #6: ORIENTATION MANEUVERS

During this lesson your instructor will have you fly a FIGURE 8 pattern and a RECTANGULAR pattern. The purpose of these maneuvers is to discipline your reflexes and judgment.

LESSON #7: STALLS

If you pull back on the stick the airplane goes up. Pull back some more stick and the model slows down and the airplane goes down. That's a STALL. But there's a little more to it and in this lesson you will learn how to recognize and recover from stalls. More important, you will learn how to avoid unintentional stalls.

LESSON #8: TAKE-OFFS

Most models crash during take-off and landing. That's not said to scare you. It's a fact, because the model is near the ground and if it's not properly controlled, there is very little time to correct the situation. So, during this lesson, your instructor will explain the forces that effect a model during take-off and will assist you in making your first take-off.

LESSON #9: APPROACHES TO LANDING

In this lesson your instructor will discuss how to land your model. You will fly a rectangular pattern again, and this time you will learn how to make a descent for landing. You'll get to practice the maneuver up high and as you become more comfortable with it, the altitude will get lower. When both you and your instructor are satisfied with your progress, you will get to make your first landing.

LESSON #10: SOLO FLIGHT

After you have completed several maneuvers such as loops, rolls and stalls, and you feel ready for your solo flight, you will advise your instructor. This isn't a lesson as much as a test. You will conduct a flight starting when you get your transmitter from the impound, and ending after you fly, with your transmitter back in the impound. This lesson will be monitored by another instructor, not the instructor who has given you your lessons. All you have to do is to demonstrate good judgement, observe the field rules and conduct your flight in a safe manner.

LESSON #11: EMERGENCY PROCEDURES

This lesson is designed to acquaint you with what to do in an emergency. If your model is capable of maneuvers, your instructor will show you how to do cross-wind take-off and landings, and also show you how to do a dead stick landing. You will discuss any questions you have relating to flying. The purpose of this lesson is to help you prepare for the unexpected. Experience will teach you the rest.

THE FOLLOWING IS VERY VERY IMPORTANT.

IF THE INSTRUCTOR FEELS YOU HAVE LOST CONTROL OF YOUR MODEL AND REQUESTS YOU GIVE HIM THE TRANSMITTER, PLEASE DO SO, TO AVOID A CRASH. NO INSTRUCTOR CAN SAVE YOUR PLANE IF YOU DO NOT GIVE HIM TIME TO PREVENT A CRASH.

New modeler JOHN PAPINI's cream and maroon trainer is ready & waiting for that first flight. One helpful hint John would like to pass on...he velcro'd in his pilot...that way, if there's a crash landing coming up, the pilot can eject to safety...it always takes the new guys to come up with the good stuff!

PSST!

When your "pilot" tells you that he's going flying, you expect he'll be gone for a couple of hours...at least. When he comes back in 15 minutes, you know something is amiss. When this happened at the "Bigelow" airstrip, pilot Ray admitted that his electric plane had impacted with the terra firma...and worse...12 minutes of the 15 minute excursion was spent driving. Looks like Ray might be getting back into gas powered aircraft again.

UNLIMITED

If you think you've gone a little overboard in the building department, and your spouse is wondering where you're planning on putting that second or third airplane...tell her about Dan. Mr. Louray is just finishing up his 10th airplane this season.....

DAVE SIKORSKI'S ROSSI 40 POWERED RED & YELLOW SIG FOUR STAR 40 WAS GIVEN ITS FIRST FCF 4-22-90 AT SAUTER INTERNATIONAL...IT WAS ONE BEAUTIFUL BIRD UP IN THE SKY. YOU'VE GOT A WINNER THERE DAVE.

THROUGH RAIN, SNOW, SLEET OR HAIL, THE MAILMAN GOES ON HIS APPOINTED ROUNDS; BUT HE CAN'T DELIVER IF THE ADDRESS IS WRONG. IF YOU MOVE, PLEASE ADVISE US OF YOUR NEW ADDRESS.

Greetings fellow flyers!

April was relatively kind to us, and left our field in pretty decent shape. Although the ground is still kinda mushy, the road is in good condition, and you don't need an amphibious landing vehicle to get back there.

* Important Developments *

R.C. Congel has promised to leave room IN HIS PARKING LOT for us to drive through to get to our road to the field. He has been having problems with keeping all that merchandise from would be thieves and/or vandals, and actually likes to have some neighbors who could help to keep an eye out for his boats as they drive through the lot.

HE ONLY REQUESTS that we **drive slowly** through his lot, and once we start flying, **not to fly over his property.**

A little good will and just plain common sense can go a long way here. We can really have a great working relationship with this guy with just a little effort from all of us. Remember -- HE OWNS the property we need to use to get to our field. Unless you have access to a chopper or think you can persuade Dennis to fly you and all your supplies in on his ultralight, I doubt you will be able to get to the field without Congel's consent.

As you know, our club rules prohibit us from flying over his property. If you do so, you could be forced to leave the club. That means we all have to keep an eye out for each other when we fly. Help our beginners so they don't end up meandering over there. You guys with the super fast ships get ready to make your turn as you get to the edges of the cutout, and you'll have plenty of time to avoid that airspace also.

Business

The club has decided to obtain a loan from the Association to finance our tractor. The interest should be low, and terms agreeable. With any luck we can have the new tractor at the field in the next month.

New Members are NOT required to pay the additional \$25 mower assessment. It will be pretty hard to coax new members into joining if they have to fork out that much money for a tractor they didn't even have a chance to vote on. So new membership is again 65 dollars, 25 initiation, and the usual 40 annual dues.

Recent News:

The Mail Show has come and gone, and we have the three big winners to report:

First Place: **Mark Mozo** with his cunningly crafted *Ultra Sport*


Second Place: **Bill Hall** with his masterfully monokoted *60 Heta*

Third Place: **Lon Sauter** with his stunning scale *Cap 21*

Plaques are to be awarded to the winners. There was a large showing of planes of all types put together for an impressive public display. A PT-40 trainer was raffled off, and the general public got to see what becomes of a bunch of balsa sticks and supplies in the hands of the expert craftsmen we have.

Any club news will now be posted in the frequency pin box. Feel free to leave any messages or points of interest in there. Our newsletter will also be posted at the field. The date of our next meeting (probably to be held on a Sunday at the field) will also show up on this bulletin board.

See you at the field!
Joe



LON'S R/C SERVICE

2062 RABBIT LANE
PHOENIX, N.Y. 13135
(315) 695-2448


A Complete Radio Control Modeling Facility
The Professional Approach To Modeling

MARGE'S HOURS
tuesday-friday 12noon - 9pm
saturday 9am - 5pm

LON'S HOURS
tuesday-friday 6pm - 9pm
saturday 9am - 5pm

FUEL PRICES HAVE COME DOWN!
NOW IS THE TIME TO
JUICE UP YOUR ENGINE

Red Max 0%...\$7.75/gallon
5%...8.50
10%...9.50
15%...10.50
25%...15.50
4 stroke 10%...\$9.50/gallon
15%...10.75



P.S. Don't forget the engine adjustment & tuning clinic
Thursday May 24th at 7pm at Lon's Shop

LON'S R/C SERVICE IS THE SHOP THAT CAN SATISFY
ALL YOUR MODELING NEEDS.

WE HAVE OVER 1800 DIFFERENT ITEMS IN INVENTORY!

WE SHIP VIA UPS DAILY.

GOOD NEWS!

Vern Law's BLUE, WHITE & RED
ELECTRIC POWERED SIG SENIORITA TOOK
IT'S MAIDEN FLIGHT 4-26-90....THESE
ELECTRIC GUYS ARE POPPING UP
EVERYWHERE.

ANNOUNCING

The Doctor has been operating
again...and this time it was on a
white, red & gold Ultra Sport 40...a
test flight on 4-28-90 proved that
the Doc knows his stuff..it was a
fantastic flying patient that took
off the strip at Sauter
International. Congratulations to
Dave Matloff!

CALENDAR OF UPCOMING EVENTS

May 9 - STARS meeting Program:
ground checking of finished models
(all modelers welcome)

May 16 - STARS field - Test flight &
flying lesson for new modelers

May 24 - Engine Adjustment & Tuning
clinic at Lon's

June 9-10 - SAM 4th Annual RC Assist
Oldtimer & Antique Aeroplane Contest

June 9-10 - AGS 35th Annual Pattern
Contest at Blue Swan Airport

June 16-17 - Kingston, Ontario 15th
Annual Fun Fly

June 16-17 - Sig R/C Fly-In at
Montezuma, Iowa

June 24 - OVM/STARS inter club fun
fly

July 15 - STARS sport pylon racing

July 14-22 - Mid-America AMA Nats at
Lawrenceville, IL/Vincennes, IN

July 21-22 - Valley RC Club Fun Fly
90, Round Top Park, Athens, Pa.

July 28-29 - Sky Rovers Fly-In
Phelps, NY

August 10-11 - Fulton Riverfest

August 18-19 - Seaway Valley Model-
aires/Double N RC Flyers Fun-Fly 90,
at Bixby Field, Norfolk, NY

August 26 - STARS sport pylon racing

August 26 - Norm Ball Memorial Fun
Fly at 1000 Islands Field

September 2 - STARS Airshow

September 8-9 - Rhinebeck NY WWI
Contest

September 16 - STARS sport pylon
racing

September 29-30 - RAAM'S FAN FLY at
Griffiss AFB, Rome, NY open to all
ducted fan powered R/C model
aircraft...for further info contact
Art Arro (315) 339-2447

November 16 - Breakaways 3rd Annual
Auction at Fulton Masonic Hall

ANY MODEL AIRPLANE CLUB WISHING TO
ADVERTISE A FORTHCOMING CONTEST OR
EVENT CAN ACQUIRE A FULL PAGE AD FOR
THE TRIFLING FEE OF \$2. A NOTICE IN
THE CALENDAR OF EVENTS IS OF COURSE
FREE.

The weather was great, so why not
have two airplanes test flown? At
least that's what Bob Wassel thought.
April 28th found Bob's Goldberg
Anniversary Cub and Sig Super Sport
taking to the air to check out their
wings....it was a thumbs up for both
planes.

DON EVAN'S ENYA 80 POWERED REAR WIND
SPEEDSTER IS JUST ABOUT READY TO BE
PUT THROUGH ITS PACES...

IF YOU ARE NOT A MEMBER OF THE STARS
& WOULD LIKE TO HAVE THE PLANE PROP
WASH MAILED TO YOU, YOU MAY PURCHASE
A SUBSCRIPTION FOR THE FEE OF \$4 PER
YEAR. PLEASE SEND REMITTANCE, ALONG
WITH YOUR NAME & ADDRESS, TO MARGE
SAUTER, 2062 RABBIT LANE, PHOENIX, NY
13135. YOUR SUBSCRIPTION WILL BEGIN
WITH THE 1ST ISSUE PUBLISHED AFTER
PAYMENT IS RECEIVED. CHECKS SHOULD
BE MADE OUT TO MARGARET L. SAUTER.

05/03/90

STARS ROSTER

NAME	SPOUSE	PHONE	ADDRESS	AMA #	FREQUENCIES
BEAUBIEN, LLOYD	JACKIE	652-3942	12 SHERWOOD CIRCLE CLAY, NY	13041	71930 38,48
BROWN, GARY	JEANNE	652-7971	4080 RUSTY PINE LANE LIVERPOOL, NY	13090	40435 44
CADY, GLENN	LOUISE	638-0492	2181 CONNELL TERRACE B'VILLE, NY	13027	4456 44,46,52,54,56
CHIOVARO, DICK	EILEEN	695-5558	RD#1, BOX 390 PHOENIX, NY	13135	110591 52
CLAPP, GEORGE	RENA	668-3542	11 COLLINS TERR CENTRAL SQ., NY	13036	47948 50
CONNERS, BILL	ELAINE	592-9386	42 S. POLLARD DR FULTON, NY	13069	203811 38
DANN, ED	GRETCHEN	682-7584	4272 GATES ROAD JAMESVILLE, NY	13078	201811 38,44,48,54
DAVIS, SKIP	ASSOC	458-6165	7523 MELANIE CIRCLE NO. SYRACUSE, NY	13212	19077 42
DEPASQUALE, TONY	CARDL	633-2483	208 ANDREWS SHR RD BRIDGEPORT, NY	13030	79159 27.095
BURGEY, PAUL	MARGARET	445-0832	69 LYNDON RD FAYETTEVILLE, NY	13066	159243 18,34,48,50,52
ELKOVITCH, BOB		252-3474	123 LAKE AVE. AUBURN, NY	13021	61319 22,38,46,48,52,56
EVERSON, JOHN	JAMIE	668-6062	RD#1, BOX 1099 PENNELLVILLE, NY	13132	231465 54,56
FIELDS, PAT	JR.MEMBR	598-4814	6 DEMESHA PLACE FULTON, NY	13069	156316 30
FIELDS, ROY	SHERYL	598-4814	6 DEMESHA PLACE FULTON, NY	13069	113588 52,54
GOLDSWORTHY, ROBT	BETTY	695-5178	1044 W. RIVER RD PHOENIX, NY	13135	86917 42,56
GRAHAM, MICHAEL	TERRI	635-6840	8790 PASTURE GATE LA B'VILLE, NY	13027	18025 28,48,50
BRESOVIC, GEORGE	PENNY	695-5421	4084 MAIDER ROAD CLAY, NY	13041	59702 38,48
HANFORD, DAVID	SUE	695-2529	6005 TWINS ROAD PENNELLVILLE, NY	13132	280288 18
HARRINGTON, DOUG		472-7334	913 CARBON ST SYRACUSE, NY	13208	161396 16,44,50
HARRINGTON, JASON	JR.MEMBR	668-2327	RD1,LARNED RD,BOX1182 PENNELLVILLE, NY	13132	223756
HAUN, GARY	LINDA	469-3977	6850 HENDERSON ROAD JAMESVILLE, NY	13078	129944 40,42,52,54
LA VASSAUR, RICK	KATHY	652-3789	4225 GOPHER CIRCLE CLAY, NY	13090	247436 14,56
LOURAY, DAN	PAT	682-6636	8640 CAZENOVIA RD MANLIUS, NY	13104	134427 20,50,54,56
MC MASTER, JIM	RESIGNED	676-4870	270 NORTHLAND DR CENTRAL SQ., NY	13036	91378 52
MCDUENEN, RAYMOND		638-2828	3429 VAN WEE EAST B'VILLE, NY	13027	230127 42
MIRON, MURRAY	CHERYL	479-8630	210 CLARKE ST SYRACUSE, NY	13210	74391 42,50,56
MIRRA, JAMES		455-1796	305 WAYLAND ROAD SYRACUSE, NY	13208	202367
MORGAN, PHIL	SUSAN	457-3674	4808 BLACK OAK DR LIVERPOOL, NY	13088	96967 46,48,50
MORTENSEN, AL	KAY	488-4789	119 WEST WAY CAMILLUS, NY	13031	80851 12,38,44,46,52,54,56
PAPINI, JOHN		652-9736	4174 GEMINI PATH LIVERPOOL, NY	13090	362848 18
PRUGGER, BOB		437-3946	32 COTTY DR E. SYRACUSE, NY	13057	77501 40,42
RINGLER, NEIL	BEA	638-8128	18 BETTMAN DR B'VILLE, NY	13027	0
ROSE, ARTHUR	JEAN	452-0850	114 GORDON ROAD NO. SYRACUSE, NY	13212	72001 46
ROWE, BOB	ANITA	475-7179	135 HAMPTON RD SYRACUSE, NY	13203	68295 38,48,56
RUSSELL, BOB		474-1628	32A-BALL ROAD SYRACUSE, NY	13215	46813 42,52
SADLER, JOHN	RESIGNED	458-7392	7653 TOTMAN RD N. SYRACUSE, NY	13212	30913 54
SAGE, JOHN SR.	VIRGINIA	682-9408	116 SMITH STREET MANLIUS, NY	13104	158762 18,42,44,54
SAUTER, LON	MARGE	695-2448	2062 RABBIT LANE PHOENIX, NY	13135	14049 38,44,50,56
SHORT, JOHN		695-2226	P.O. BOX 234 PHOENIX, NY	13135	272241 44
SKELTON, GWYNN	RUTH	468-6662	102 ORMSBY DR SYRACUSE, NY	13219	24521
SMITH, RANDY	DEBBIE	593-6203	RR B, BOX 136 FULTON, NY	13069	179641 42,44,46
SNOW, LISLE	NORMA	689-9419	POBOX 136 STEVENS RD JORDAN, NY	13080	65407 42,53.2
STANISZEWSKI, S	SOPHIE	699-5844	6400 EAST MUDMILL RD BREWERTON, NY	13029	44721 42,53.1, 53.3
THOMPSON, JIM	PAT	343-2465	RD#3 BOX286 HIGHMORE OSWEGO, NY	13126	31039 54
UTZ, DONALD	JEANNE	695-2526	6002 TWINS ROAD PENNELLVILLE, NY	13132	255913 46,54
VINCENT, MIKE	SUE	622-0389	8359 FALCON DRIVE LIVERPOOL, NY	13090	139973 50,54
VOORHIS, MARK		598-5175	RR9,BOX67,WINDEMERE D FULTON, NY	13069	74527 30,46,50
WAKKER, PAUL		454-3873	373 MEDFORD RD SYRACUSE, NY	13208	51602
WASSEL, BOB	JOYCE	457-5706	813 SECOND STREET LIVERPOOL, NY	13088	306228 24
WATERS, WILL	THERESA	699-7718	8426 TUTTLE RD BRIDGEPORT, NY	13030	20306 52
WEBB, DAVE	FRAN	668-8237	BOX 397, RT 1 W. MONROE, NY	13167	104806 46
WILLIAMS, DAN	CATHY	652-7740	27 TREELINE DR LIVERPOOL, NY	13090	85958 46,52,56
WOLSLEY, JEFF		673-9256	3845 A ROCKWELL RD MARCELLUS, NY	13108	70735 52
WORTH, FRAN	MYRNA	451-4468	1014 COLDSPRINGS RD LIVERPOOL, NY	13088	3338 52